

[54] **ATHLETIC SHOE UPPER**

[75] **Inventors:** Michael A. Aveni, Lake Oswego;  
Tinker L. Hatfield, Portland, both of  
Oreg.

[73] **Assignees:** Nike, Inc.; Nike International Ltd.,  
both of Beaverton, Oreg.

[\*\*] **Term:** 14 Years

[21] **Appl. No.:** 373,780

[22] **Filed:** Jun. 30, 1989

[52] **U.S. Cl. ....** D2/314; D2/312

[58] **Field of Search ....** D2/264, 265, 268, 269,  
D2/271, 272, 308-314, 274; 36/11, 45, 83, 84,  
89, 102-106, 112-116, 132, 136, 131

[56] **References Cited**

**U.S. PATENT DOCUMENTS**

D. 86,759	4/1932	Bancroft .....	D2/288
D. 93,908	11/1934	Benjamin .....	D2/289
D. 94,854	3/1935	Rosenfield .....	D2/303
D. 98,509	2/1936	Goldberg .....	D2/289
D. 265,016	6/1982	Haddox .....	D2/310
D. 281,115	10/1985	Campbell et al. ....	D2/309
D. 293,847	1/1988	Le et al. ....	D2/314
D. 294,654	3/1988	Liggett et al. ....	D2/314
D. 295,341	4/1988	Liggett et al. ....	D2/314
D. 295,578	5/1988	Tong .....	D2/314
D. 297,181	8/1988	Selbiger et al. ....	D2/314
D. 297,182	8/1988	Brown et al. ....	D2/314
D. 297,782	9/1988	Brown .....	D2/314
D. 298,082	10/1988	Selbiger et al. ....	D2/314
D. 300,983	5/1989	Le .....	D2/314
D. 301,081	5/1989	Quan et al. ....	D2/314
D. 301,388	6/1989	Miller et al. ....	D2/314
D. 301,389	6/1989	Miller .....	D2/314
D. 301,657	6/1989	Brown .....	D2/314
968,964	8/1910	Lutz .	
1,168,166	1/1916	Cook .	
1,947,183	2/1934	Bodle .	
1,949,159	2/1934	Glidden et al. ....	428/198 X
1,949,318	2/1934	Markowsky .....	36/3 B
3,698,107	10/1972	Fukuoka .....	36/11.5

4,222,183	9/1980	Haddox .....	36/114
4,258,480	3/1981	Famolare, Jr. ....	36/91
4,813,158	3/1989	Brown .....	36/114

**OTHER PUBLICATIONS**

Fall 1988 Nike Catalog, pp. 12 and 14, (Published 1/88).  
Fall 1988 Nike Catalog—Even pp. 24-40, (Published 1/88).

Fall 1987 Nike Catalog—Even pp. 24-32, (Published 1/87).

*Primary Examiner*—Louis S. Zarfes  
*Attorney, Agent, or Firm*—Banner, Birch, McKie & Beckett

[57] **CLAIM**

The ornamental design for an athletic shoe upper, as shown and described.

**DESCRIPTION**

FIG. 1 is a side elevational view of one side of an athletic shoe upper showing our new design;

FIG. 2 is a side elevational view of the other side of the shoe upper shown in FIG. 1;

FIG. 3 is a front elevational view of the shoe upper shown in FIG. 1;

FIG. 4 is a rear elevational view of the shoe upper shown in FIG. 1;

FIG. 5 is a top plan view of the shoe upper shown in FIG. 1.

FIG. 6 is a side elevational view of one side of an athletic shoe upper showing another embodiment of our new design;

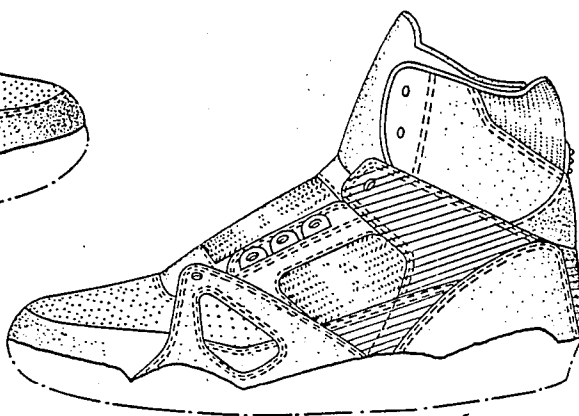
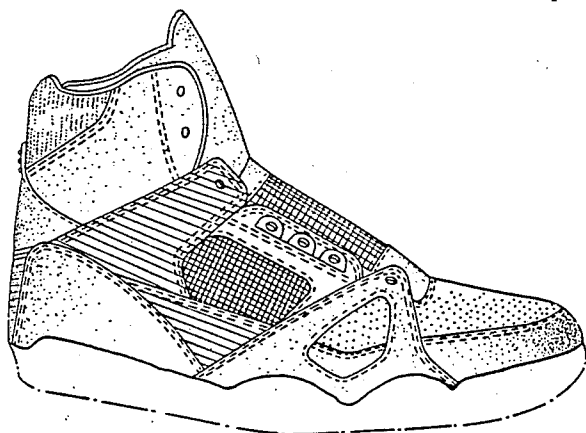
FIG. 7 is a side elevational view of the other side of the shoe upper shown in FIG. 6;

FIG. 8 is a front elevational view of the shoe upper shown in FIG. 6;

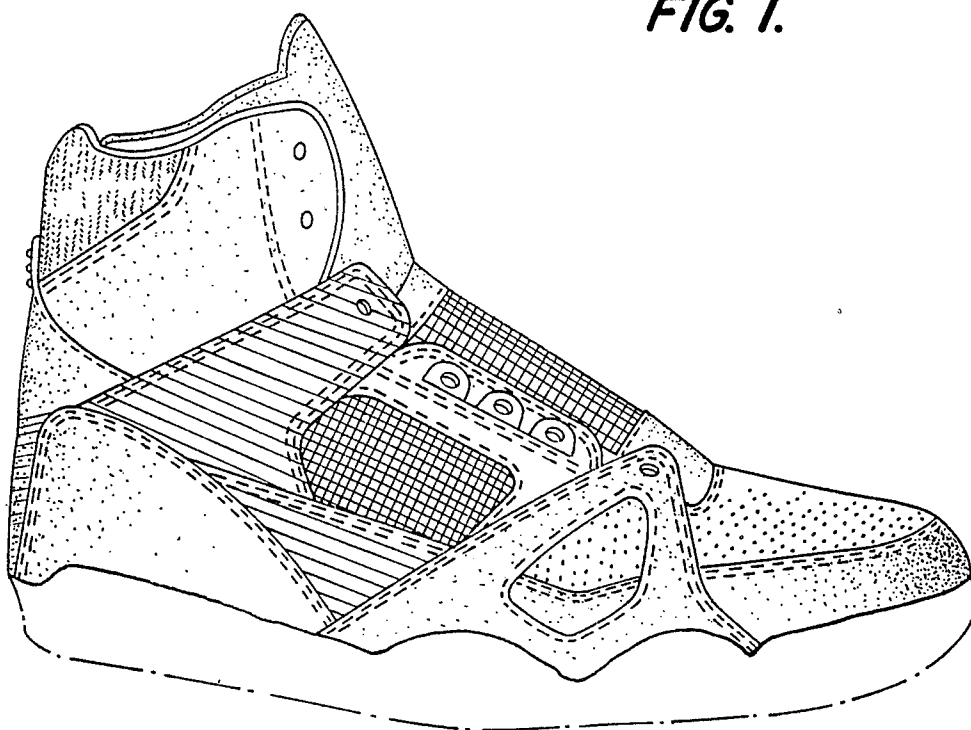
FIG. 9 is a rear elevational view of the shoe upper shown in FIG. 6;

FIG. 10 is a top plan view of the shoe upper shown in FIG. 6.

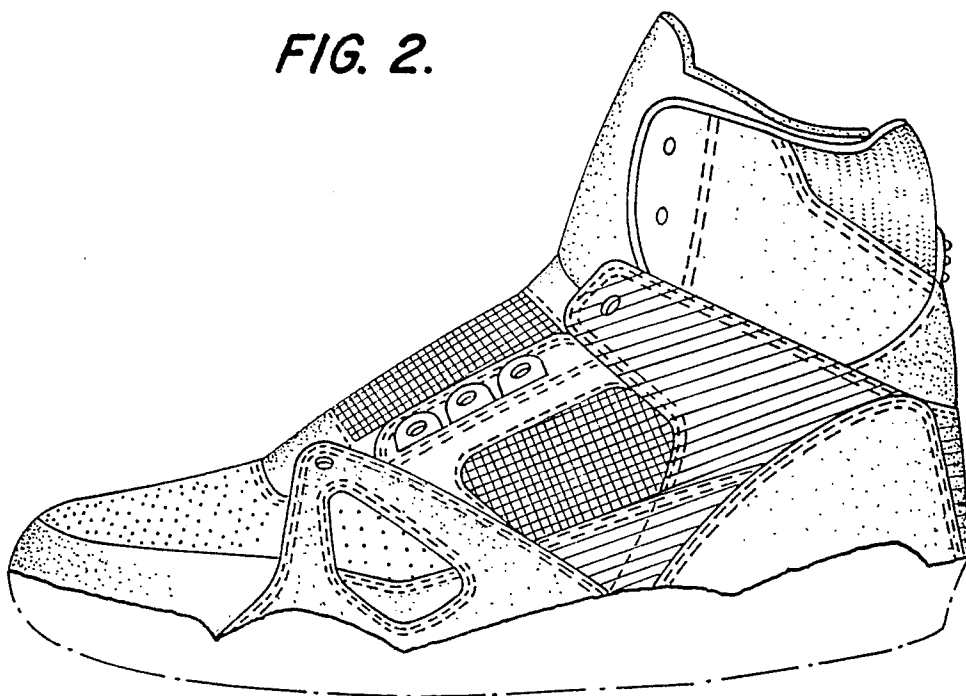
The broken line showing of a shoe sole, including the cupped vertical sides of the sole, is for illustrative purposes and forms no part of the claimed design.



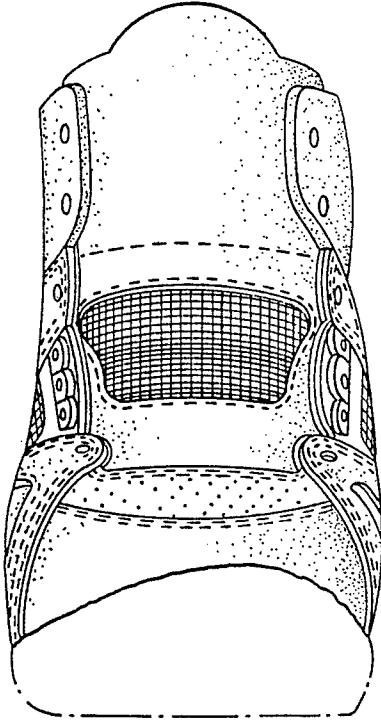
*FIG. 1.*



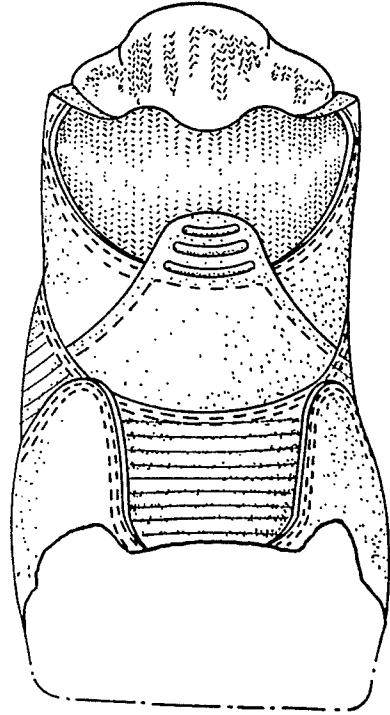
*FIG. 2.*



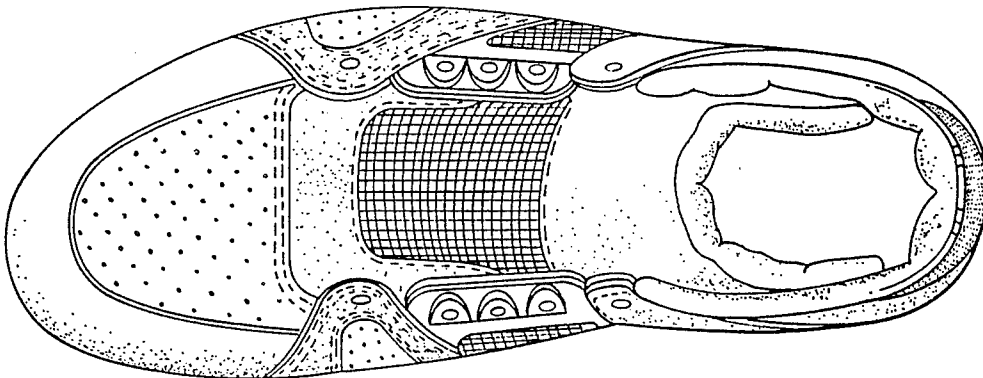
*FIG. 3.*



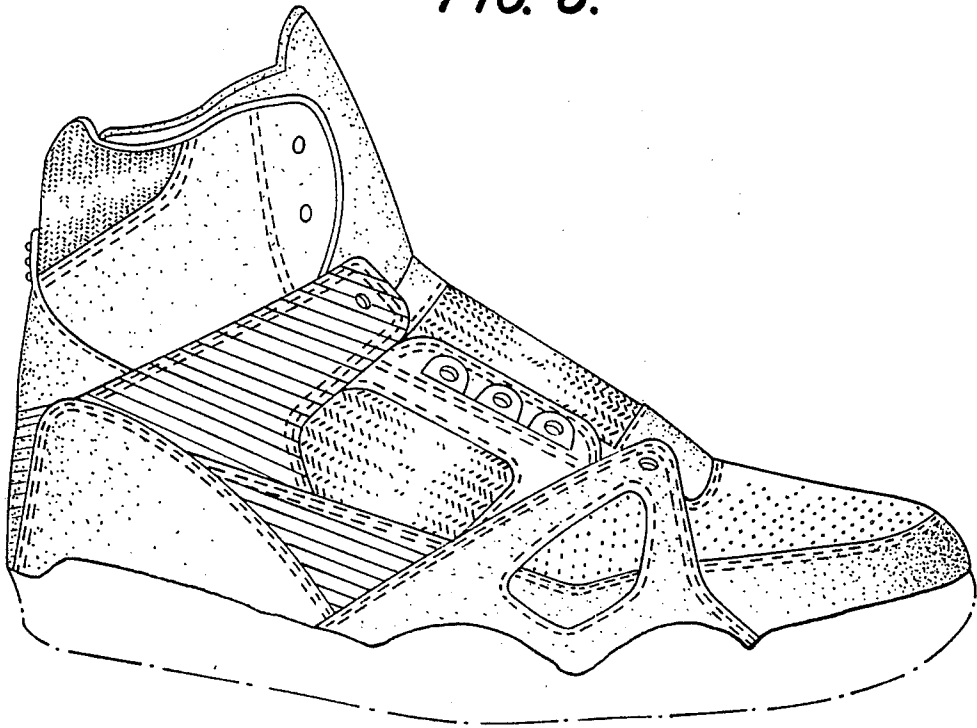
*FIG. 4.*



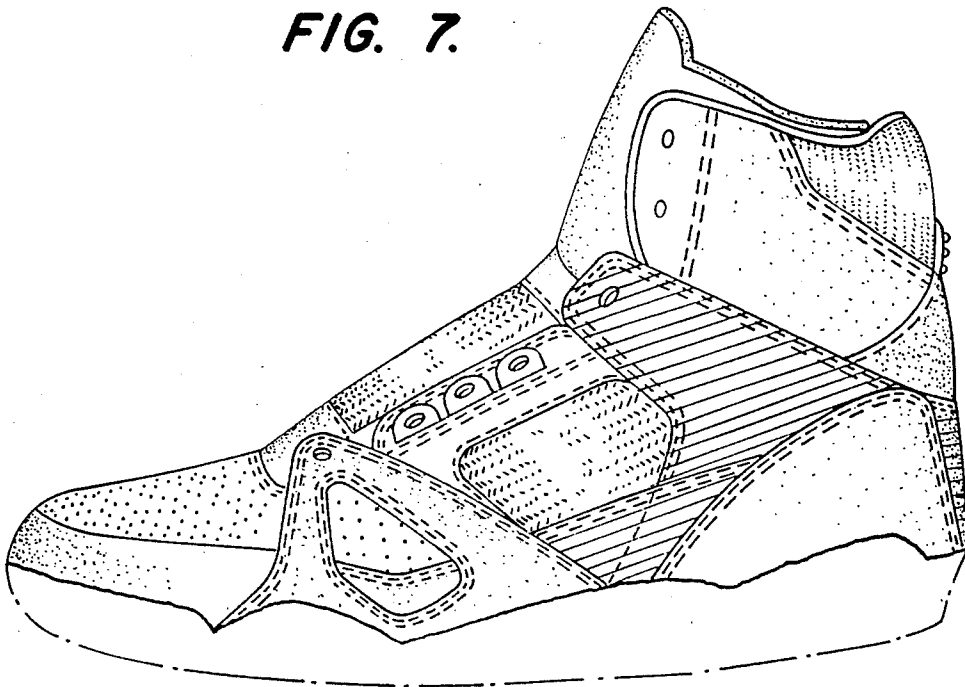
*FIG. 5.*



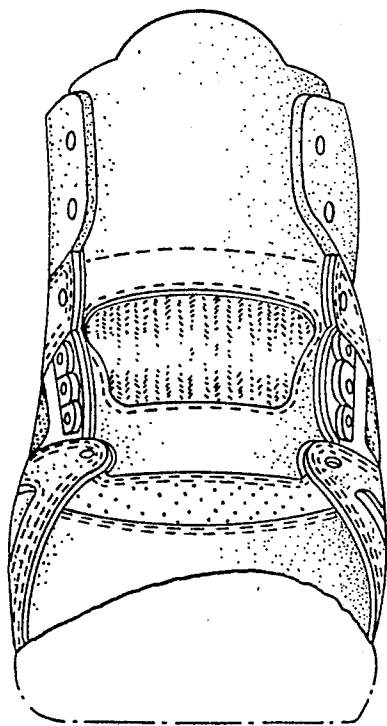
**FIG. 6.**



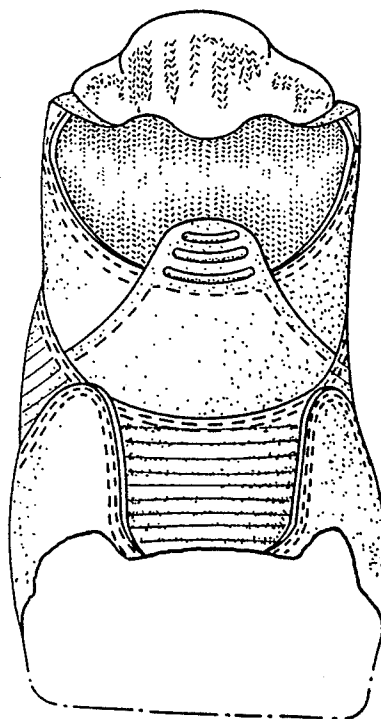
**FIG. 7.**



**FIG. 8.**



**FIG. 9.**



**FIG. 10.**

